



THREE KINGS

Activity Pack



Introduction

This pack contains ideas for activities based around our production of THREE KINGS. The activities are aimed at those aged 5-11 years old but can be adapted.

We would love to hear from you if you have any photos, videos or examples you would like to share with us.

admin@travellinglighttheatre.org.uk

Or tag us on Facebook: @TravellingLightTheatre
Twitter or Instagram: @TL_Theatre



About the show

Inspiration

THREE KINGS is based on an original idea by Katie Sykes, Saikat Ahamed & Craig Edwards and has been devised by the company. The plot has been inspired by folk tales from countries around the world and though the title came from the nativity story of the Magi.

Talking about the show, Writer In The Room Saikat Ahamed said:

"Three Kings is a show for the whole family, filled with song, dance and lots and lots of heart. There's a subtle message, yes, but also it should be extremely funny and joyous. There should be laughter and tears, the audience will go out wanting to make friends with the world!"



Synopsis



The story begins with three weary travellers from far off lands, meeting by chance. To begin with we hear about a princess and the stories she is told. But before this tale can be finished, the teller is interrupted by the other travellers. Disagreement, suspicion and conflict soon follows. Why are they all here at the same time?

After finding their own space and setting up for the night, the shadows begin to draw in. The three women overcome their suspicions of each other, share some food and begin to exchange stories.

We hear three stories, about three kings. A brother, a father and a husband.

During the first story we meet a greedy king. We learn about how his greed affects his sister and discover his love for lots of shiny things!

In story two we hear about a woman's love of dancing and how this love brings her amongst the stars, where she falls in love. But falling in love with a star isn't easy and sometimes you have to give things up to follow what you want the most.


The final story tells us about a princess who was once surrounded by family and stories. But this didn't last for long and now she is all alone.

They tell stories of greed, stories of love, stories of loss. Stories of stars and stories of Kings.

Their stories light up the night sky with curious worlds, fierce adventures and flickers of their past.

Suddenly these strangers don't seem so strange. We learn that for very different reasons, from different lands, using different tools, they are all following the same star. But, stars burn brightest just before they die.

As dawn approaches, the travellers unite for a new adventure, a new story which they must write together.



Activities

Constellations

Do you know what a constellation is?

A constellation is a group of stars that form an imaginary outline or pattern. These often represent an animal, mythological person or creature, or an object.

Can you name any constellations?

Here are the names of some constellations:
(Scorpius/Scorpion, Gemini Orion, Great Bear, Little Bear, Swan)

1. Dot to Dot

Using the examples on the next pages, have a go at joining up the dot to dot pictures to make constellation images OR have a go at creating your own!



These activities aim to:

- Engage young people in the scientific methods of constructing familiar constellations
 - Use shape relationships
 - Estimation & prediction
 - Number concepts
 - Creative expression
 - Inquiry & problem solving
 - Familiar and new knowledge

2. 3D creations



Using the examples on the next pages, see if you can construct constellation patterns using straws/sticks and blu tac/playdough.

You could even try an edible version with breadsticks and marshmallows!



2. Light creations

Using the examples on the next pages, print or draw your own versions. on card or dark paper. Next, using a pin or maybe the end of a paperclip poke out the holes where the stars should be. Hold the paper up against a plain surface in the dark and shine a torch on it. See if your constellations can be projected with the light!



URSA MAJOR

Also known as the "Great Bear"

The constellation contains "The Big Dipper"

It points to the north

Ursa Major




CASSIOPEIA

Named after a queen in Greek Mythology (who was very vain)

Well known for its "W" shape

Is made up of 5 stars



Cassiopeia






ORION


Also known as The Hunter as the pattern looks like a hunter with a bow

Named after Orion who was a hunter in Greek mythology

Is visible throughout the world



Orion



GEMINI

Part of the zodiac.

One of 48 constellations identified by the Greek astronomer Ptolemy
The name Gemini is Latin for "twins,"

URSA MINOR

Also known as the Little Bear

The constellation contains The Little Dipper and Polaris (the North Star)
It is made up of 7 stars

CYGNUS (Swan)

Comes from the Latin meaning for "Swan"
Is a northern constellation

Associated with the mythology of Zeus, king of the Greek gods

SCORPIUS (Scorpion)

Part of the zodiac
Comes from the Latin meaning for "Scorpius"
Also identified by the astronomer Ptolemy



What type of star /
constellation would
you like to be and why?



Can you design your
own constellation?



What would you take
with you to chase the
stars?

Telescopes

Do you understand how a telescope works?

Telescopes can help astronomers study the stars in more detail.

Why not have a go at looking at the stars at night and see if you can spot a constellation!

Have a go at making your own telescope.

You will need:


Toilet roll and/or kitchen roll tubes, clingfilm roll, foil roll

Scissors

Tape

Paper, pens & card for decorating

1. Paint/colour or wrap the tubes in your chosen colour.
2. Cut strips of card to wrap around both ends of the largest tube and one end of the smaller tube.
3. Put the smaller tube inside the larger one, with the wrapped end as eye-hole.
4. Decorate however you like!

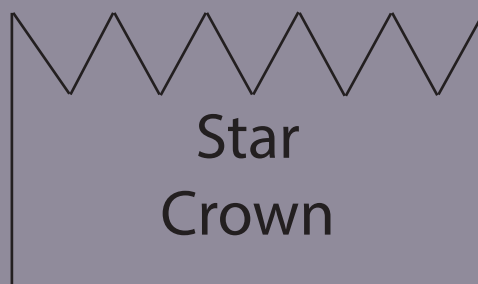
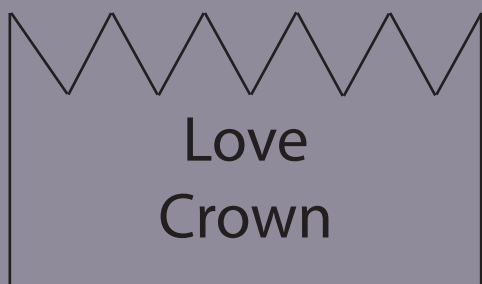
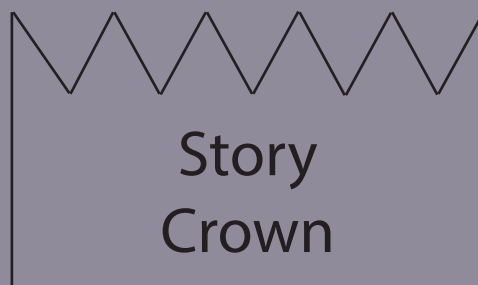


Crowns


There are three characters in our story of THREE KINGS and they all wear crowns.

What type of crown would you wear if you were a King/Queen?

Use our template on the other page to design your own crowns.
See some ideas below!



Crown Template



Creative Writing

Character

There are a few different characters in our story, most are Kings, Queens or Princesses.

Imagine you could be what you wanted for the day. What would you be King/Queen/Prince/Princess of?

E.g. Queen of Stories, King of Dancing, Princess of Stars

1. Decide what you would be
2. Write down and describe what you look like
 - What clothes would you wear?
 - What would your crown look like?
 - What would you take as your picnic if you went travelling?
- What favourite things would you take with you? What would you be searching for?
3. Art & Drama Add on:
 - Draw a picture of your character
- Try and make a frozen statue of your character and then see if you can make them move
- You could even try hot seating these characters



Rhyme & Verse

THREE KINGS begins with music and action to set the scene and explain what the characters are doing. The following words are spoken/sung in rhyming verse:

Every step further from home
It's the beaten path I choose to roam
Through sand and snow
Grass and stone
Travelling the world all alone
Every land that I've passed through
Deserts of gold and seas of blue
Every morning
A different view
But night is the time when dreams come true
Tonight is the night
Bring on the night
I wish it was night
(breath, breath, breath) This way

What do you notice about the patterns of the verse & rhyme?

Try reading it out loud and clapping at the same time to see if you can fit the words with the rhythm (Clapping can be done in a simple 4/4 beat).

Have a go at writing your own rhyming verse.
Maybe you could write about what you have done today, your morning routine or your favourite journey!

Links & Contacts

Arts Award & Artsmark

You could use THREE KINGS if you are working towards achieving Arts Award. Travelling Light is an Arts Award Supporter, so get in touch if you want any help with this.

www.artsaward.org.uk



Videos to watch

For an insight into the THREE KINGS rehearsal room, watch our films designed especially for primary schools:

<http://bit.ly/TravLightYouTube18>

Films include:

Making music

Designing the world of Three Kings

Meet the cast

What's your job?

Inside the rehearsal room

Telling stories



About Travelling Light

Travelling Light Theatre Company creates exciting and inspiring theatre for and with young people from its base in Bristol. For over 30 years Travelling Light have been creating outstanding productions, touring in theatre venues to family audiences throughout the UK, in local schools and community venues, and to festivals in Britain, Europe and beyond. The company also works with young people through education and development projects as well as five thriving youth theatre groups. Over the course of its history Travelling Light has performed to, or worked with, more than a million people.

Central to the company's core values is the importance of taking enough time to create high quality work through an extended period of research and development and trying out new ideas and inspirations.

Most productions are created through devising with a group of artists, and include a variety of art forms such as puppetry and dance. Music is integral to all productions and stories are told in visual, physical and inventive ways.

The Travelling Light Team

Artistic Director - Heidi Vaughan

Executive Director - Dienka Hines

General Manager - Ali Sully

Marketing & Communications Manager - Jamie Harber

Creative Learning Officer - Lizzy Stephens

Youth & Community Officer - Louise Betts

For more information or to find out how you can get involved in our work, get in touch:

admin@travellinglighttheatre.org.uk

Travelling Light Theatre Company
Barton Hill Settlement, 43 Ducie Road, Bristol BS5 0AX

0117 377 3166

www.travellinglighttheatre.org.uk

